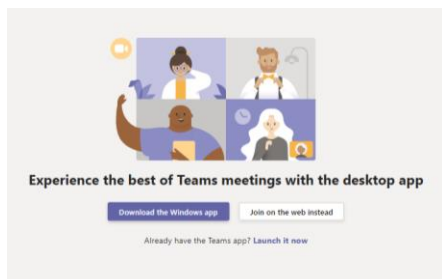


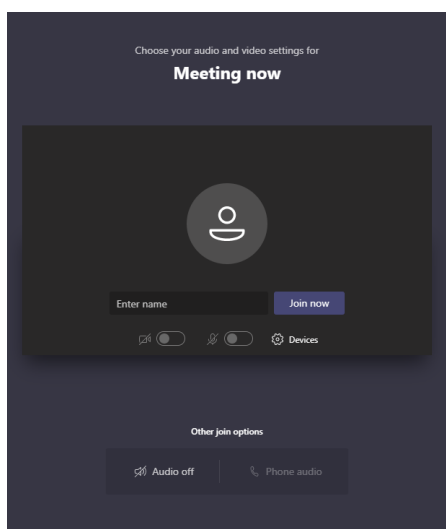


Instructions for accessing online sessions with class teachers

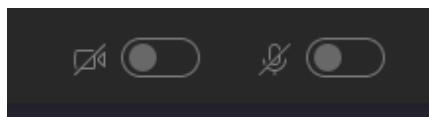
At the allocated time and date, copy the link in this email and paste it into your internet browser



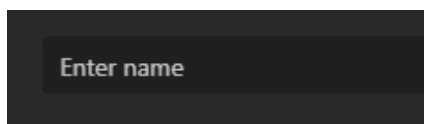
This screen will appear → choose “Join on web instead”




On this screen:



- Make sure the video and audio is turned on

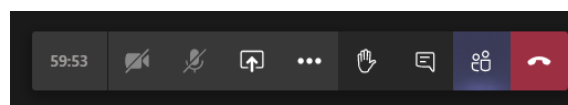


- Children should enter their first name so that they are identifiable to their class teacher









Click join now

- Your child will then wait in the “waiting room” until their class teacher admits them to the session



Once in the session, the following tool bar will be available:

	Turn video on / off		Turn microphone on / off Children should turn the microphone off (mute themselves) unless they are speaking to avoid too much background noise
	Hand up Children should click this to show their teacher that they would like to say something		This tool allows children to type a comment / question to their teacher
	Clicking this icon shows a list of everyone who is in the meeting		Leave the call