



Year 4/5 Art and Design Knowledge Organiser: West African Animal Portraits



Subject Specific Skills

- I can use a variety of techniques to add effects, e.g. shadows, reflection, hatching and cross-hatching;
- I can give detailed observations about notable artists',
- I can offer facts about notable artists',

Prior Learning

- Children have experimented with showing line, tone and texture with different hardness of pencils;
- Children have used shading to show light and shadow effects;

Key Vocabulary

Line
Texture
Form
Shape
Tone
Smudge
Blend,
Mark
Hard
Soft
Light
Heavy

Key Artist:

Richard Symonds is an internationally renowned wildlife artist, known for his incredibly lifelike art that captures the essence of wild animals in their natural habitat. He is entirely self-taught.




Investigate (style / techniques / examples):


- Experiment drawing different textures



Hatching



Contour Hatching



Crosshatching




Random Hatching




Stippling

- To develop observational drawing skills



Design and Create:

Create an African animal portrait inspired by Richard Symonds.



Evaluate:

- To review and revisit ideas in their sketchbooks;
- To offer feedback using technical vocabulary;
- To think critically about their art and design work;